



## Counterweighted Cranks

The most effective way to improve revs while increasing reliability is with a fully counterweighted crankshaft. We take only good original German cranks and add counterweights, drill for 8 dowels and completely re-machine all the journals to .010/.010 while checking for total trueness. Sold outright. Other strokes available upon request.

135-4000-02 Counterweighted Crank, 69mm

135-4000-03 Counterweighted Crank, 74mm



## Competition Crank Installation Kit

A complete kit to install a crank into a new or rebuilt engine. Included in the kit is new timing gears, spacers, cam plug, racer spacer, distributor drive pinion, washers and woodruff keys.

135-4106-10 Competition Crank Installation Kit



## Crank Racer Spacer

This trick item eliminates stock gear spacer failure. The stock "horse shoe" spacer is notorious for opening up under high stress and destroys the gear train and often the case. This unit simply slips around the crankshaft to form a bulletproof setup.

135-4000-50 Crank Racer Spacer, Each



## Heavy Duty Rod Bearings

Quality precision bearings. All have been tested in actual competition for the past 10 years. Features complete inspection, radiusing, and chamfuring.

135-4005-30 H.D. Rod Bearing, STD

135-4005-31 H.D. Rod Bearing, +.010

## German Main Bearings

Highest quality bearings available. All sets have steel backed center (#2) split bearing. Sizes refer to crankshaft journal. Standard outside diameter for a Type I case.

Available by special order only.  
Call for pricing and availability.

40-56 H.P. Standard

40-56 H.P. 0.25 mm (0.010")

40-56 H.P. 0.50 mm (0.020")

40-56 H.P. 0.75 mm (0.030")

## Line-Bore .050 mm Oversize O.D.

For Type I case with standard thrust bearing width.

Available by special order only.  
Call for pricing and availability.

0.50mm oversize O.D. Standard

0.50mm oversize O.D. 0.25mm (0.010")



## Universal Dual Relief Case

These stock 1600 dual relief cases are made in Mexico, and are of exceptional quality. They are stronger and a direct replacement for your original stock German case.

**831-4000 Universal Dual Relief Case**

**Call for availability and prices.**

## Single & Dual Port Heads

These single port heads are made in Mexico. They have larger than original runners, so they breathe better and produce more horsepower than the original stock German Heads.

**831-311101353A Bare Head - Single Port**  
**831-CALL Bare Head - Dual Port**

**Heads with valves are also available**

**Call for availability and prices.**



## Cylinder Kits

These high quality piston and cylinder kits feature forged pistons, high quality cylinders, pins, clips, and rings.

**135-4576-11 85.5mm**  
**135-4576-12 87mm**

Also available in 88, 90, 92, & 94mm

## Performance Rods

These rods are top quality to make your engine run longer and smoother. Sold in a matched set of 4, these rods are rebuilt to exacting tolerances using new bronze bushings and hardware.

**135-4005-50 Performance Rods, Set of 4**



## Teflon Buttons

These Teflon buttons are easy to install and will not break. Sold in sets of 8.

**135-4594-12 90.5mm**  
**135-4594-13 92mm**  
**135-4594-14 94mm**



**800-622-3939**

Tech Line: 805-683-1211

[www.denunzioracing.com](http://www.denunzioracing.com)

## Fan Shrouds

Redesigned and re-engineered in 1992, these 36HP style fan shrouds really cool and fit great. The doghouse models feature 9 directional air veins while the regular models have 7. Internal "scoops" for the fresh air outlets. And just like the original, there is plenty of clearance for the late model ('B') doghouse fan. To complete the doghouse installation we offer matching "OEM style" tin pieces.



- 135-4581-14 Blk 36HP Shroud, No Air Ducts
- 135-4582-14 Blk 36HP Doghouse Shroud, No Ducts
- 135-4583-14 Blk 36HP Shroud, With Air Ducts
- 135-4584-14 Blk 36HP Doghouse Shroud, With Air Ducts
- 135-4581-24 Blk Doghouse Cooler Cover (upper)
- 135-4581-34 Blk Doghouse Exhaust Vent (lower)

## Cylinder Cool Tin

This was originally a factory designed item only for Type III motors. By design the Type III motors have a habit of running higher head temperatures and this is the cure. Another must-have item for all high performance engines. Fits all engines except Type IV. Sold in pairs.



- 135-4526 Cylinder Cool Tin (Pair)



Mike Abbott's 5/1600 barrels through the finish line capturing yet another first place finish

Lucerne 250

Mike was Class Champion in '93 and '94

## Chromoly Stud Kit

Most high compression, high horsepower engines are plagued with head stud breakage. To insure dependability put in a set of these precision made chromoly steel studs. Kit comes complete with studs, washers, and nuts. The best insurance money can buy.

135-4564 Chromoly Stud Kit, 8mm



## VW Engine Gasket Set

Includes all necessary gaskets for assembly of 1200 & 1600 engines. Features our heavy duty reusable intake, exhaust and oil cooler adapter gaskets.

831-111198007 VW Engine Gasket Set



## Silicone Main Seal



225-10-5125

## Silicone Pushrod Tube Seals

Here's the answer to that nagging question about what to do about oil leaks around the pushrod seals. Made of super sealing silicone material to ward off heat checking and pliable enough to seat right up and form a perfect seal. Sold in a set to do one engine.

135-4105 Silicone Pushrod Tube Seals, 16 Pcs.



## Windage Pushrod Tubes

The fastest and easiest way to reduce oil sloshing and leaking valve cover gaskets by keeping the oil from "running" up the push rod tube. One end of the tube is longer thereby extending into the case to slow the sloshing. Sold in sets of eight.

135-4107-10 Windage Pushrod Tubes, Zinc

135-4550-10 Stock Pushrod Tubes



## Adjustable Pushrod Tube

Extruded from aluminium for greater heat dissipation and more strength than stock. Adjustable to assume perfect seal. Make emergency repairs without removing the cylinder head. A must for any off-roader.

135-4011 Adjustable Aluminium Pushrod Tube

135-4012 Set of 8 Adjustable Pushrod Tubes

135-4008 Replacement O Rings, Set of 8



Sam Berri  
Another winning customer

SODA Series

Sam is the winningest  
VORRA Class 1 driver




800-622-3939

Tech Line: 805-683-1211

www.denunzioring.com

## Engine Lock Nut Kit

This lock nut kit is added insurance for any VW engine. Lock nuts resist vibration and keep the engine tightly sealed even during repeated off road use.



**135-4050 Engine Lock Nut Kit**

## Engine Hardware Kits

These kits features high quality hardware to complete your engine. The complete kit has special sealing nuts, copper lock nuts, washers, etc. for the right applications. The manifold nut set are special 12mm head 8mm nuts that won't seize.



**135-4505 Complete Engine Hardware kit (over 140 pieces)**

**135-4506 Shroud Screw Kit, 12pc**

**135-4505-11 Special 12mm Head x 8mm Nut Set, 12pc**

**135-4507 Copper Exhaust Nut Kit, 8pc**

## Valves



These stainless steel valves are engineered for all high performance requirements. Precision machined and ground these valves are the surest way to increase head flow.

**135-4024 Manley 40mm Valves, 4**

**135-4025 Manley 44mm Valves, 4**


**135-4026 Manley 35.5mm Valves, 4**

**135-4028 Manley 37mm Valves, 4**

**135-4043 Manley 42mm Valves, 4**


## Aluminum Push Rods

Lightweight strong 3/8" diameter push rods for the discerning engine builder. These units offer the ultimate in strength versus weight. Available in uncut lengths, to suit your individual application. Easily cut and installed in any VW engine.



**135-4054 Alum. 3/8" Diameter Push Rods, Uncut**

## Windage Tray



This easy to install competition engine component can increase reliability and horsepower by controlling oil spray, froth and surging. Long sweeping turns, hill climbing, drag racing and slalom action can send oil up the back of the engine case or out the push rod tubes - and the pick up tube will pick up nothing but air, a disaster for bearing life. The windage tray fits just below the camshaft, creating a separate oil chamber and alleviating this problem. One model snap fits into all engine cases.

**135-3044 Oil Windage Tray**

## Full Flow Oiling System

This kit contains all the parts and instructions necessary to convert your existing 1600 dual relief case into a full-flow oiling system. A must for high performance racing engines.

**225-1101 Full Flow Oiling System - Machining**  
**225-1102 Full Flow Oiling System - Conversion Kit**



## Melling Oil Pump



This heavy duty cast iron pump is made with 38% larger gears than your standard pump. Precision manufactured in the USA, it offers an exceptional value for a high performance rated pump.

**135-3034 Melling HD Oil Pump, 8mm (to '70)**

## Oil Pump Cover

Cover fits all VW oil pumps and is precisioned machined for perfect, leakproof fit. Pump cover has outlet that allows direct pump hook up as featured on Super Pump.

**135-3048 Oil Pump Cover**



## Chromoly Gland Nut & Washer



Super strength at an affordable price. Super strong 4130 chromoly steel billet precision machined on CNC equipment. Comes complete with OEM style pilot shaft bearing for long life. Large head design for greater gripping surface. Every hi-performance engine should have one. Requires 1-7/8" socket.

**135-4035-10 Chromoly Gland Nut**  
**135-4031 Gland Nut Washer**



**800-622-3939**

Tech Line: 805-683-1211

[www.denunzioracing.com](http://www.denunzioracing.com)



## Lightened Flywheels

These light weight flywheels are completely reconditioned and lightened to approximately 12lbs. Drilled for 8 dowels, these 12V flywheels are available unbalanced or balanced.

**135-4099-10 Light Flywhl. 12V-Rebuilt, Unbalanced**

**135-4099-11 Light Flywhl. 12V-Rebuilt, Balanced**



135-4091-4



135-4088-3



135-4091-11



135-4091-20

## Feramic Clutch Disc

This super clutch disc features unique pads with feramic composition permanantly impregnated. The pads are bonded and then pinned with shear-proof fasteners to the heavy gauge steel center plate. The high grade steel center hub features deeper splines for positive grip on the shaft.

**135-4088 3-Puck Clutch Disc**

**135-4091 4-Puck Disc, Solid Center**

**135-4091-20 Sprung 4 Puck Disc**

**135-4091-11 "KEP" 4 Puck Disc**

## "Kep" Performance Clutch


H.D. F&S diaphragm pressure plates. Features ease of pedal operation. Available in both 1700lb. and 2500lb. for both early and late throw-out style bearings. For engines with 200 plus H.P. the 2500 lb. is recommended. Engines under 200 H.P. use the 1700lb. clutch.

**135-4090-10 1700 Lb. HD Racing Clutch, 70 & E**

**135-4090-11 1700 Lb. HD Racing Clutch, 71 & L**

**135-4092-10 2500 Lb. HD Racing Clutch, 70 & E**

**135-4092-11 2500 Lb. HD Racing Clutch, 71 & L**



## H.D. Clutch Cover

The new 1800lb. nine spring clutch offers the best all-around combination of streetability and competition performance. The special spring pocket design and heat-treated progressive springs provide the grabbing power to get the job done smoothly and with comfortable pedal pressure. The 1800 lb. nine springer is the max clutch recommended for use on the street. It's the ideal clutch for use in Baja Sedans, sand rails, and other strong performers. Now available to fit all swing axle and IRS tranny's.

**135-1327 200mm 1800 lb. 9 Spring Clutch fits to '70**

**135-1328 200mm 1800 lb. 9 Spring Clutch fits '71 & later IRS**



135-4086



135-4087

## H.D. Throw Out Bearings

High Performance Throwout Bearings to complete your clutch choice. Available to fit any stock or heavy duty pressure plate, late or early.

**135-4086 Throw Out Bearings, 70 And Earlier**

**135-4087 Throw Out Bearings, 71 And Later**

## Hi-Performance Rocker Shaft Kit




When using standard VW rocker arms in hi-performance engines there sometimes occurs rocker arm gauling, clip and washer breakage. These problems are overcome by installing this assembly. More power becomes available due to positive rocker arm to valve alignment. Adjustment screw life is extended, especially when swivel feet are used.

**135-4049 Rocker Shaft Kit**

## Air Intake Screen

Protect your engine from rocks and debris entering air fan shroud. Draw-formed shape gives air inlet area an added advantage, even when partially covered. Clamps to shroud lip for easy installation. Available in Chrome or black finish including custom extruded rubber base and stainless steel clamp. (We've even seen these on driving lights.)

**135-4532 Chrome Air Intake Screen**



## Alternator Kit

The best way to convert your 6V or 12V car to a modern high charging alternator system. Kit includes all quality pieces to complete the conversion.

**135-3504-10 12V Alternator Kit, Type I**



## VW ENGINE COMPONENTS

### VW Bolt On Block Off Adapter

Use this adapter when replacing the factory oil cooler to reroute oil to a remote oil cooler or filter. 3/8" FPT ports. Comes complete with special gasket. Brass fittings and AN adapters sold separately.

**601-117 VW Bolt On Block Off Adapter**

**601-124 Replacement Gasket**



VW oil pressure  
boost kits discontinued



**800-622-3939**

Tech Line: 805-683-1211

[www.denunzioracing.com](http://www.denunzioracing.com)